









2019028 GE Pulsit Electronics  
BS 10

Box 1

				1.	2.	3.	4.	5.	6.	7.	8.
TSA091325			1. SHAPIRO Jesse		3-4	6-1	0-7	7-0	7-0	7-0	4-3
TSA091402			2. CHENG Oliver	4-3		5-2	1-6	5-2	7-0	6-1	1-6
TSA101133	GC		3. VAN ZYL Oliver	1-6	2-5		0-7	2-5	4-3	4-3	1-6
TSA091206	GC		4. HERSKOVITS Dean	7-0	6-1	7-0		6-1	7-0	7-0	6-1
TSA101185	GE		5. ALEXANDER Kosma	0-7	2-5	5-2	1-6		6-1	6-1	4-3
TSA091209	GE		6. PROTOPAPAS Gabriel	0-7	0-7	3-4	0-7	1-6		4-3	0-7
TSA091163	GE		7. CROUS Keagan	0-7	1-6	3-4	0-7	1-6	3-4		1-6
TSA091399	GC		8. POTGIETER Stephan	3-4	6-1	6-1	1-6	3-4	7-0	6-1	

Standings	Points	Wins	Losses	Sets	Games
1. Dean HERSKOVITS	14	7	0	7 - 0 (100%)	46 - 3 (93.88%)
2. Jesse SHAPIRO	10	5	2	5 - 2 (71.43%)	34 - 15 (69.39%)
3. Oliver CHENG	10	5	2	5 - 2 (71.43%)	29 - 20 (59.18%)
4. Kosma ALEXANDER	8	4	3	4 - 3 (57.14%)	24 - 25 (48.98%)
5. Stephan POTGIETER	8	4	3	4 - 3 (57.14%)	32 - 17 (65.31%)
6. Oliver VAN ZYL	4	2	5	2 - 5 (28.57%)	14 - 35 (28.57%)
7. Gabriel PROTOPAPAS	2	1	6	1 - 6 (14.29%)	8 - 41 (16.33%)
8. Keagan CROUS	0	0	7	0 - 7 (0%)	9 - 40 (18.37%)

Box 2

				1.	2.	3.	4.	5.	6.	7.	8.	9.
TSA091114	GC		1. GHOR Faizaan		7-0	5-2	6-1	3-4	7-0	5-2	4-3	5-2
TSA101186			2. KRUGER Ruben	0-7		2-5	1-6	0-7	5-2	1-6	2-5	0-7
TSA101151	GC		3. VAN DER WESTHUIZEN Wihan	2-5	5-2		4-3	0-7	6-1	3-4	3-4	0-7
TSA111108	GE		4. POTGIETER Emile	1-6	6-1	3-4		1-6	6-1	5-2	1-6	0-7
TSA101031	WP		5. BADENHORST Eben	4-3	7-0	7-0	6-1		7-0	6-1	6-1	7-0
TSA101034	GE		6. PHIRI Samson	0-7	2-5	1-6	1-6	0-7		2-5	0-7	0-7
TSA111058	GE		7. CHILANGO Waluna	2-5	6-1	4-3	2-5	1-6	5-2		1-6	3-4
TSA091065	GE		8. FRANKEN Nicholas	3-4	5-2	4-3	6-1	1-6	7-0	6-1		5-2
TSA091216	MPUN		9. VAN DEN BERG Johandre	2-5	7-0	7-0	7-0	0-7	7-0	4-3	2-5	

Standings	Points	Wins	Losses	Sets	Games
1. Eben BADENHORST	16	8	0	8 - 0 (100%)	50 - 6 (89.29%)
2. Faizaan GHOR	14	7	1	7 - 1 (87.5%)	42 - 14 (75%)
3. Nicholas FRANKEN	12	6	2	6 - 2 (75%)	37 - 19 (66.07%)
4. Johandre VAN DEN BERG	10	5	3	5 - 3 (62.5%)	36 - 20 (64.29%)
5. Waluna CHILANGO	6	3	5	3 - 5 (37.5%)	24 - 32 (42.86%)
6. Wihan VAN DER WESTHUIZEN	6	3	5	3 - 5 (37.5%)	23 - 33 (41.07%)
7. Emile POTGIETER	6	3	5	3 - 5 (37.5%)	23 - 33 (41.07%)
8. Ruben KRUGER	2	1	7	1 - 7 (12.5%)	11 - 45 (19.64%)
9. Samson PHIRI	0	0	8	0 - 8 (0%)	6 - 50 (10.71%)

1/2 Playoff

Dean HERSKOVITS

Eben BADENHORST

Eben BADENHORST

4-3

3/4 Playoff

Jesse SHAPIRO	
Faizaan GHOR	Faizaan GHOR
	6-1

5/6 Playoff

Oliver CHENG	
Nicholas FRANKEN	Nicholas FRANKEN
	5-2

7/8 Playoff

Kosma ALEXANDER	
Johandre VAN DEN BERG	Kosma ALEXANDER
	4-3

9/10 Playoff

BYE	
E1	Stephan POTGIETER
BYE	

11/12 Playoff

BYE	
F1	Oliver VAN ZYL
BYE	

13/14 Playoff

BYE	
G1	Emile POTGIETER
BYE	

15/16 Playoff

BYE

H1

BYE

Ruben KRUGER