









2021088 Gauteng East Mini 1
BS 10

Box 1

				1.	2.	3.	4.	5.	6.
TSA121255	GC		1. KENT James		5-2	1-6	3-4	7-0	1-6
TSA111345	GE		2. HATTINGH Juan	2-5		0-7	2-5	7-0	3-4
TSA121208	GC		3. STEENEVELDT Joshua	6-1	7-0		4-3	6-1	6-1
TSA131102	GN		4. SWART Dietmar	4-3	5-2	3-4		5-2	5-2
TSA121253			5. BLYTH Carter	0-7	0-7	1-6	2-5		1-6
TSA111240	GN		6. SWART Madox	6-1	4-3	1-6	2-5	6-1	

Standings	Points	Wins	Losses	Sets	Games
1. Joshua STEENEVELDT	10	5	0	5 - 0 (100%)	29 - 6 (82.86%)
2. Dietmar SWART	8	4	1	4 - 1 (80%)	22 - 13 (62.86%)
3. Madox SWART	6	3	2	3 - 2 (60%)	19 - 16 (54.29%)
4. James KENT	4	2	3	2 - 3 (40%)	17 - 18 (48.57%)
5. Juan HATTINGH	2	1	4	1 - 4 (20%)	14 - 21 (40%)
6. Carter BLYTH	0	0	5	0 - 5 (0%)	4 - 31 (11.43%)

Box 2

				1.	2.	3.	4.	5.	6.
TSA111503			1. ASHKENAZY Ethan		0-7	0-7	0-7	0-7	0-7
TSA131078	GC		2. CONNELLAN Matthew	7-0		5-2	0-7	7-0	0-7
TSA141035	GC		3. ASNANI Arjun	7-0	2-5		1-6	7-0	0-7
TSA121252	GC		4. MOFFAT Andrew James	7-0	7-0	6-1		7-0	2-5
TSA121261			5. GOLDSTEIN Dylan	7-0	0-7	0-7	0-7		0-7
TSA111210	GC		6. RUBBERS Gareth	7-0	7-0	7-0	5-2	7-0	

Standings	Points	Wins	Losses	Sets	Games
1. Gareth RUBBERS	10	5	0	5 - 0 (100%)	33 - 2 (94.29%)
2. Andrew James MOFFAT	8	4	1	4 - 1 (80%)	29 - 6 (82.86%)
3. Matthew CONNELLAN	6	3	2	3 - 2 (60%)	19 - 16 (54.29%)
4. Arjun ASNANI	4	2	3	2 - 3 (40%)	17 - 18 (48.57%)
5. Dylan GOLDSTEIN	2	1	4	1 - 4 (20%)	7 - 28 (20%)
6. Ethan ASHKENAZY	0	0	5	0 - 5 (0%)	0 - 35 (0%)

1/2 Playoff

Joshua STEENEVELDT	
Gareth RUBBERS	Joshua STEENEVELDT 5-2

3/4 Playoff

Dietmar SWART	
Andrew James MOFFAT	Dietmar SWART 5-2

5/6 Playoff

Madox SWART	
Matthew CONNELLAN	Madox SWART 7-0

7/8 Playoff

James KENT	
Arjun ASNANI	James KENT 7-0

9/10 Playoff

Juan HATTINGH	
Dylan GOLDSTEIN	Juan HATTINGH 7-0

11/12 Playoff

F1	Carter BLYTH
----	--------------